

**wood.**



# **Municipal Drought Management Plan Guidance Document Update**

Water Availability Task Force Meeting

January 23, 2020

[woodplc.com](http://woodplc.com)

# Agenda

---

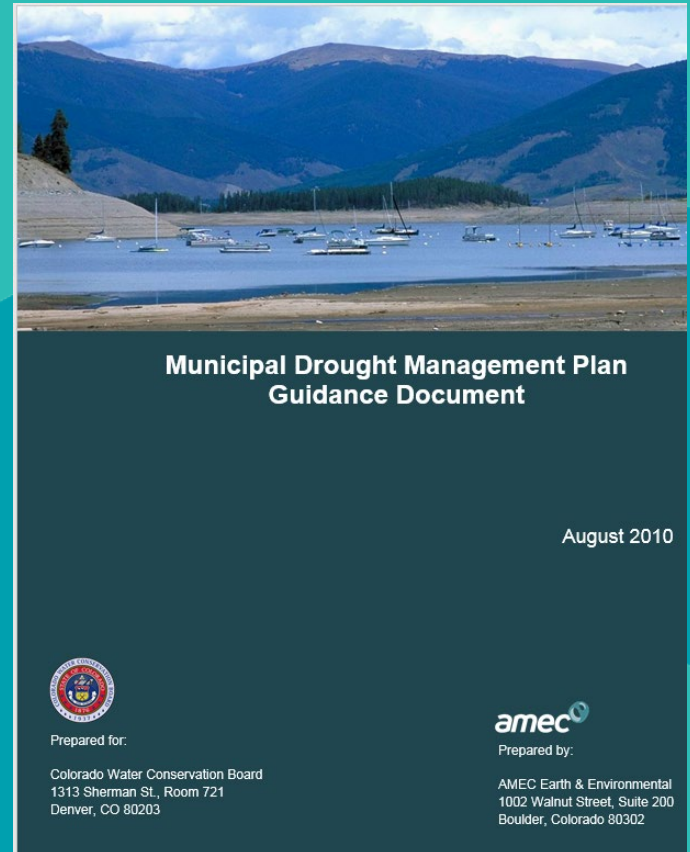
1. Introductions
2. Overview of project
3. Discussion and Feedback



# Introductions

The background is a solid teal color. In the lower half, there are several overlapping, semi-circular or arc-shaped shapes in a darker shade of teal, creating a layered, abstract effect.

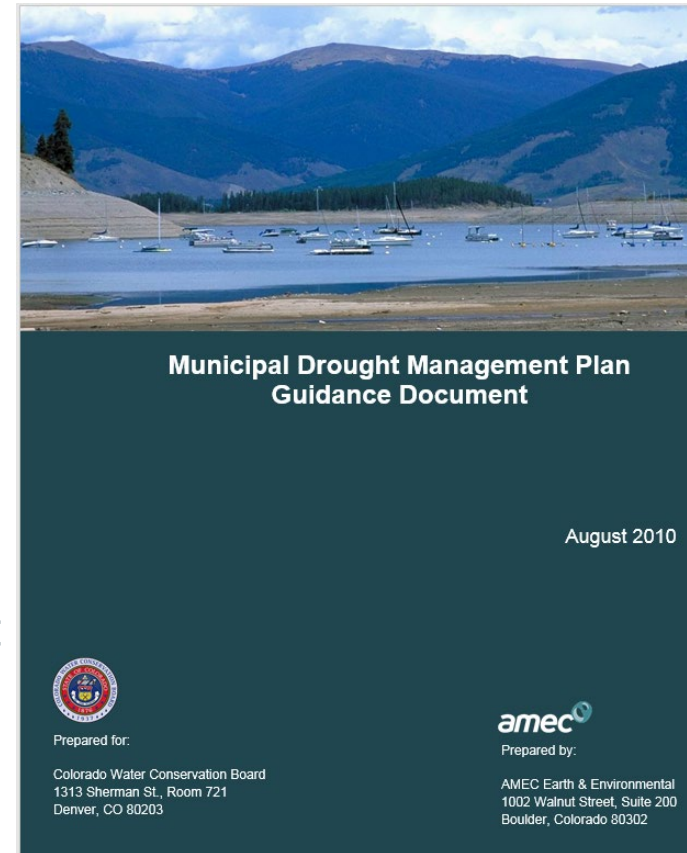
# Project Overview



<http://cwcb.state.co.us/technical-resources/drought-planning-toolbox/Pages/-DroughtPlanningResources.aspx>

# Project Overview and Scope of Work

- Modernize document to align with current planning practices
- Improve usability
- Update and add case studies related to lessons learned from recent droughts and drought planning efforts
- Update example drought mitigation and response strategies/measures
- Interweave climate change considerations
- Updated resource section
- Provide updated funding resources
- Incorporate feedback from users of document



<http://cwcb.state.co.us/technical-resources/drought-planning-toolbox/Pages/-DroughtPlanningResources.aspx>



# Guidance Document Sections

---

1. Introduction to the Municipal Drought Management Guidance Document
2. Introduction to Drought Management Planning
3. Role of The State and Drought Management Planning Resources
4. Steps to Drought Management Planning
5. Organization and Content – Template for a Municipal Drought Management Plan
6. References

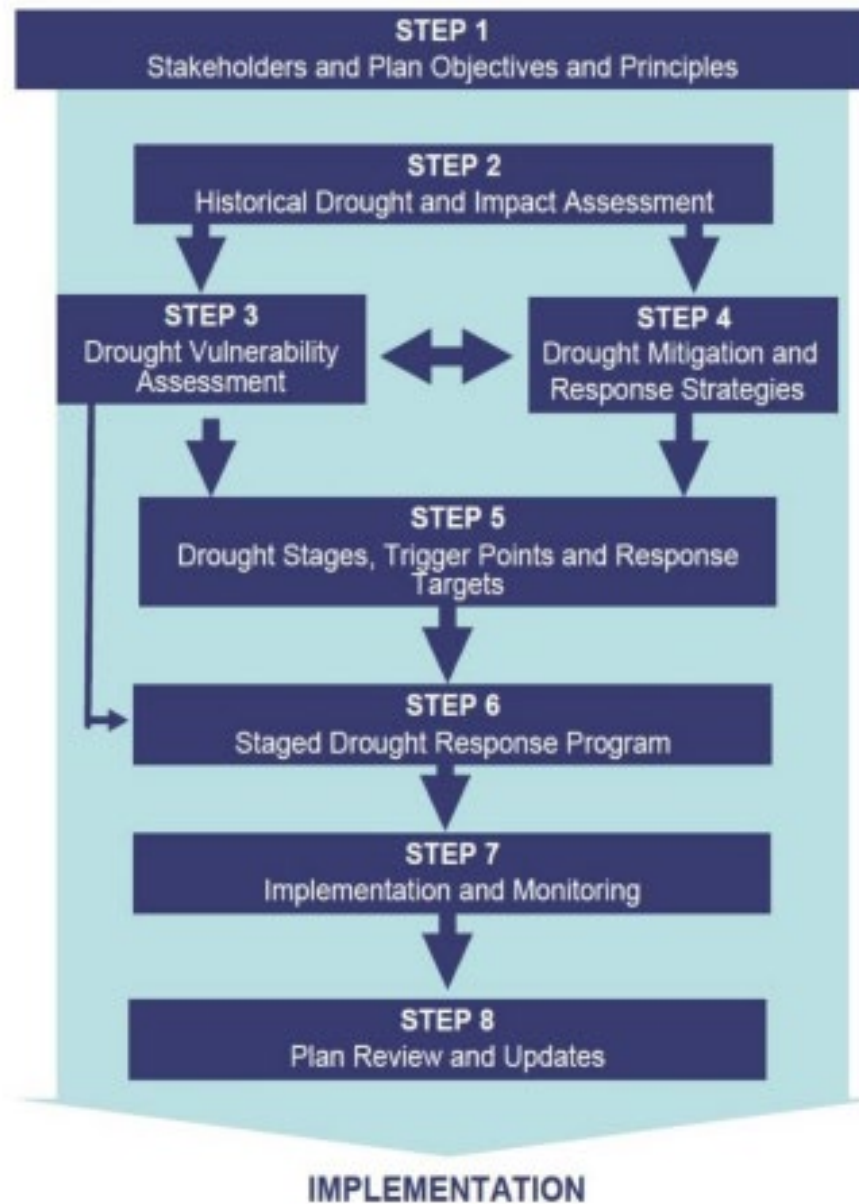
Appendix A Worksheets

Appendix B A Conceptual Approach to Drought and Water Supply Reliability Planning

Appendix C Examples of Staged Drought Response Programs



# Drought Planning Process Overview



# Drought Plan Template - Sample



Essential	Beneficial	Public Document
	△ □	□
	△ □	□
◆		
	△ □	□
◆		

## 4.4 Drought Public Information Campaign

Objective: Provide the drought public campaign framework. See Section 4.4.3 for additional information.

- List of the public drought campaign goals.
- Discussion of how the public drought campaign will be differentiated from the public conservation education program and how synergistic benefits can be developed between the two programs.
- General components of the public drought campaign. This includes the types of audiences to be targeted, communication tools to be used to convey drought related information, specific key information to convey, and opportunities for future synergies. *Worksheet D* may be used as a means to develop this framework.
- Prescribed messages targeted towards the public to be released through public information outlets during various drought stages. These could be detailed in an appendix.

## 5.0 Drought Stages, Trigger Points, and Response Targets

This section presents the drought stages, trigger points, and response targets and how they are incorporated into a drought declaration and response effort. Information is also provided on how these drought stages, trigger points, and response targets were developed and challenges related to the unpredictable nature of drought.

### 5.1 Drought Stages, Trigger Points, and Response Targets

Objective: Present the drought stages, response targets and, if applicable, corresponding drought trigger points. This should also include an explanation of how drought indicators and/or drought trigger points are used to determine and declare drought stages to the public. See Section 4.5 for additional information. Information on drought indicators is provided in the [Drought Toolbox](#).

- Presentation of the drought stages and, if applicable, corresponding drought trigger points and response targets. The tables included in *Worksheet E* may be used to present the drought stages, trigger points, and response targets.





# Discussion Questions

The background is a solid teal color. In the lower half, there are several overlapping, semi-circular or arc-like shapes in a darker shade of teal, creating a layered, abstract design.

# Discussion Questions

---

1. Are you from an entity that has used the guidance document before?
2. What did you find most valuable about the guidance document?
3. Did you feel the guidance document helped you to achieve a functional, actionable plan?
4. Is anything missing from the guidance document?
5. Would you add or embellish anything in the guidance document? If so, what would you do?
6. Did you use the worksheets in the appendix? What would you change to improve the worksheets?
7. If you are a municipal water provider, please provide ideas of case studies that could be included in the Guidance Document update.



# Questions?

Jeff Brislawn, CFM Wood  
[Jeff.Brislawn@woodplc.com](mailto:Jeff.Brislawn@woodplc.com)  
(303) 742- 5315

Courtney Black, PE INTERA  
[cblack@intera.com](mailto:cblack@intera.com)  
(720) 749-1902



**wood.**

Environment & Infrastructure Solutions  
<https://www.woodplc.com/>