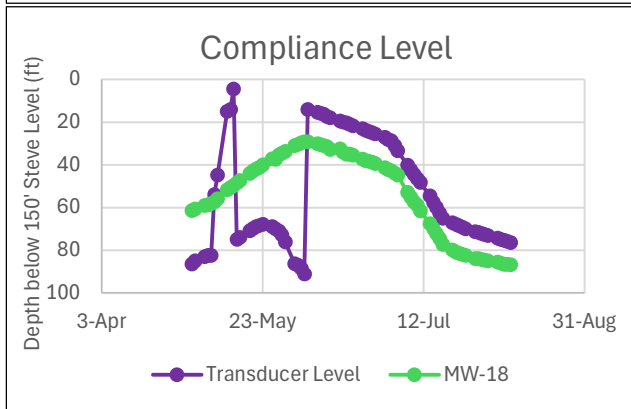
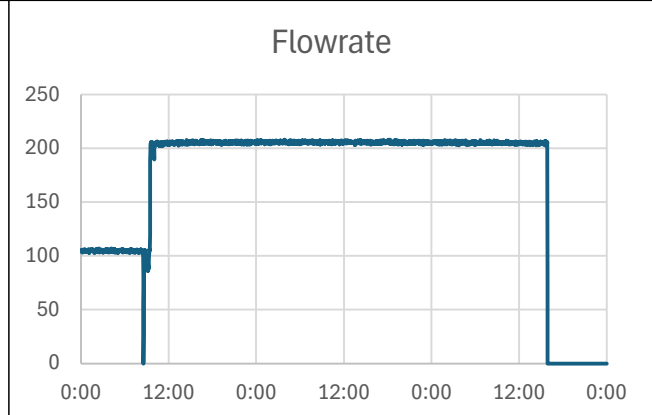
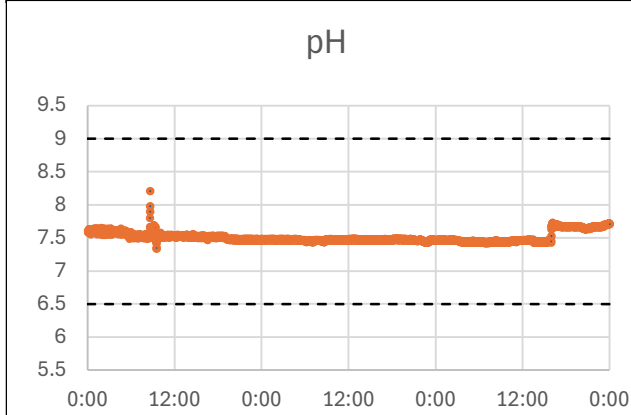


Schwartzwalder Daily Summary Report



Report Date:	8/8/2025	Lead Operator:	Chris P
		Assistant Operator(s):	Patrick D
			Bryant A

Effluent Discharged:	0.708 Mgal	MW-18 Level:	204.2 ft	86.9 ft
Average Flowrate:	168.9 gpm	Transducer Level:	219.5 ft	76.5 ft
Effluent to Date:	11.999 Mgal	(Field Reading Value below 150')		



Finished Water Quality			
Parameters	Temp	pH	Cond
Values	21°C	7.81	180 µS/cm

Chemical Inventory			
Chemicals	Antiscalant	NaOH	BaCl
Vol. Used	11 Gal	58 Gal	5 Gal
Vol. Remaining	211 Gal	222 Gal	50 Gal
Vol. Staged	460 Gal	135 Gal	50 Gal
Days Available	61 Days	6 Days	20 Days

Safety Issues/Concerns:

- N/A

Notes:

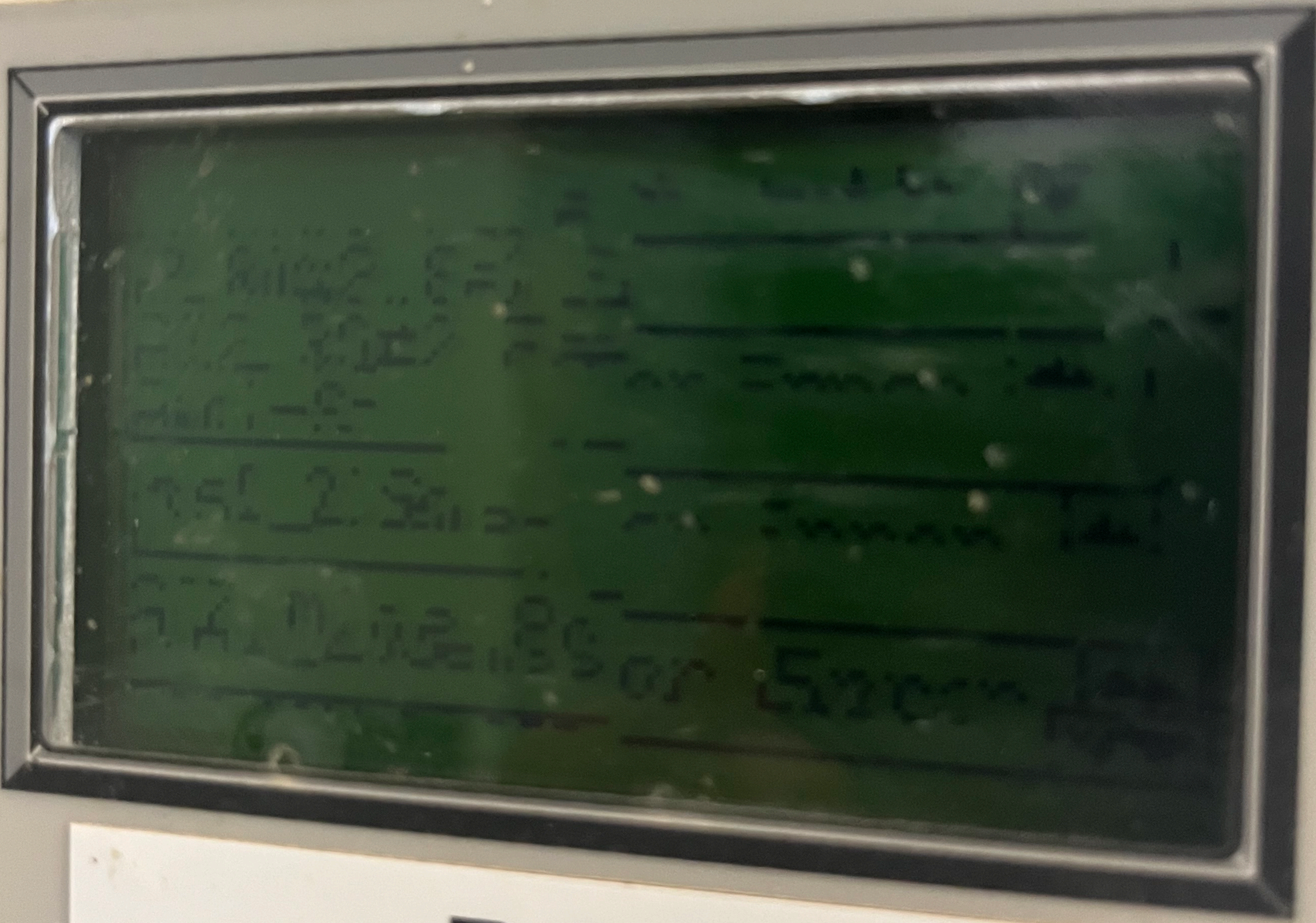
- Performed high pH CIP on RO#1. Flushed RO and brought 2 ROs online at around 9:40 AM on 8/8/25.
- Samples Outfall 001A TSS
- Batch 30 gal of BaCl
- Onsite Monthly meeting with Peter Hays.
- A suspected power issue occurred onsite on 8/10 at around 13:30. Plant was still running however there were issues with the Antiscalant and BaCl pump not operating. The plant was remotely shutdown at around 16:06 since chemical dosing was unable to be confirmed.

NOTE: The level graph has been adjusted to show field readings relative to the water level below the compliance elevation (150' below the Steve Adit - 6459' ASL). Data from 5/1/2025 to 6/5/2025 was recorded using an atmospheric transducer with a 500-ft cable, installed at the end of the 2024 season and remained in place over the winter. On 6/6/2025, it was replaced with an absolute transducer with a 600-ft cable at a lower depth. A 77.1-ft difference in readings was observed. While some of offset may be a result from the deeper installation and transducer type, the old data's accuracy is questionable due to damage to the atmospheric vent, which may have allowed moisture intrusion.



eb Mas

Industrial Water Controller



RO

Influent ORP(S1)	0 mV	N/A	0	0	0	Normal
------------------	------	-----	---	---	---	--------

Model Number:	wind84-14bnn
Controller Serial Number:	1704130666
Core Serial Number:	1704130666

Outputs	Output Status
RO Shut Off(R6)	Off Sensor Error

4-20 mA Outputs	Output Status	Output Process Value	Output mA Value
Anti-Scale Pump 2(AO1)	0.00%	N/A	4.00
Anti-Scale Pump 1(AO2)	0.00%	N/A	4.00
Barium Chloride Pump(AO4)	0.00%	N/A	4.00

4-20mA Inputs	Measure	Last 0 Hrs			Status	Total
		AVG	MIN	MAX		
RO#2 Feed Pressure(AI_2)	INVALID psi	INVALID	INVALID	INVALID	Sensor Error	N/A
RO#1 Feed Pressure(AI_4)	INVALID psi	INVALID	INVALID	INVALID	Sensor Error	N/A
Anti-Scale Tank(AI_5)	INVALID gal.	INVALID	INVALID	INVALID	Sensor Error	N/A
RO Feed Flow(AI_6)	0.00 gal/min	0.00	0.00	0.00	Sensor Error	0.00 gal
Mine Pool(AI_7)	INVALID ft	INVALID	INVALID	INVALID	Sensor Error	N/A
Concentrate Line(AI_8)	INVALID psi	INVALID	INVALID	INVALID	Sensor Error	N/A




Alarm Status
1) RO#2 Feed Pressure (AI_2)Sensor Error 2)RO#1 Feed Pressure (AI_4)Sensor Error 3)Anti-Scale Tank (AI_5)Sensor Error 4)RO Feed Flow (AI_6)Sensor Error 5)Mine Pool (AI_7)Sensor Error 6)Concentrate Line (AI_8)Sensor Error

Digital Inputs	Input Type	Status
Floor Sump Alarm(DI_1)	Interlock	Open

© 1999 - 2014 Walchem
 An Iwaki America Incorporated Company
 Five Boynton Rd, Holliston, MA
 Powered By: Virtual Applet Server



Search




QuickPanel

PRO 100 RO #2

RO MACHINE

STOP



THE E-STOP BUTTON HAS BEEN PRESSED. POWER IS NOT
FLOWING TO THE INPUT/OUTPUT CARDS. PULLING OUT
THE E-STOP AND PRESSING THE SYSTEM RESET BUTTON
WILL RETURN THE SYSTEM TO NORMAL.

SCREEN SELECT



GE Osmonics

ALARM MUTE

ALARM RESET

GE Fanuc

QuickPanel View