






# ***Pioneer Sand & Gravel Leyden Rock Reclaimed Land***

L  
E  
G  
E  
N  
D

- |  |   |
|--|---|
|  Arvada Snow Plow Training Area - 9.5 Acres |  Commercial Area - 9 Acres |
|  Jefferson Parkway Footprint - 14.7 Acres   |  Permit Area - 360 Acres   |
|  Reclaimed Area - 232.5 Acres               |   |



The maps provided are graphical representations intended for general informational purposes only, and may not reflect the most current information or conditions. THE CITY OF ARVADA MAKES NO WARRANTY OF MERCHANTABILITY OR WARRANTY OF FITNESS FOR A PARTICULAR PURPOSE, EXPRESSED OR IMPLIED, WITH RESPECT TO THESE GRAPHICAL REPRESENTATIONS OR THE UNDERLYING DATA. Any users of these graphical representations or map products accepts same AS IS, WITH ALL FAULTS, and assumes all responsibility for the use thereof, and further covenants to hold the City harmless from and against all damage, loss, or liability arising from the use of this map product, in consideration of the City's having made this information available.

Date: 4/18/2024