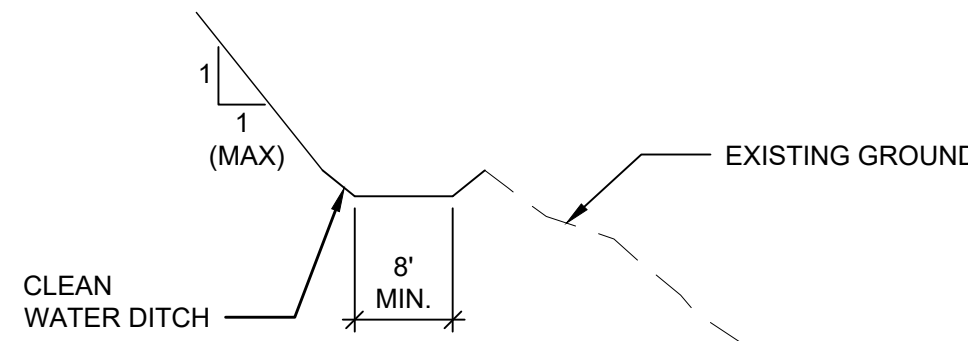
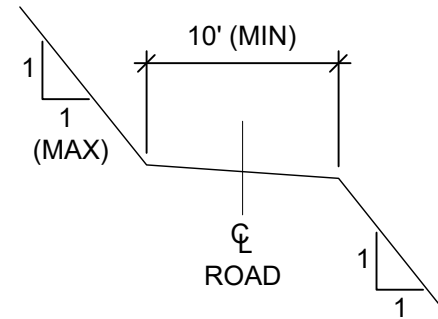


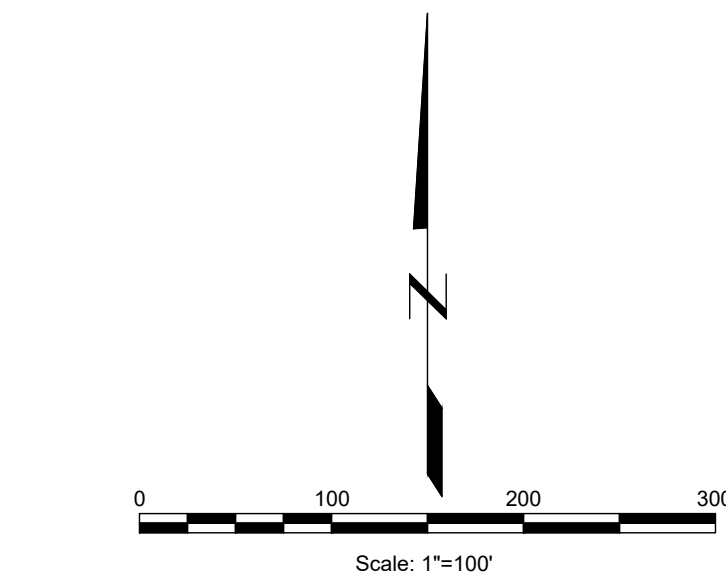
TYPICAL RDA HAUL ROAD CROSS SECTION



TYPICAL LIGHT USE ROAD CROSS SECTION



TYPICAL LIGHT USE ROAD CROSS SECTION



Information presented on this map has been reviewed by me and is accurate to the best of my knowledge and information.

02/17/23 Date 45134 PE# Signature

REFUSE DISPOSAL AREA HAUL ROAD AND CLEAN WATER DITCH	
DESIGNED BY: JLP DRAWN BY: JLP	DATE: 02-17-2023 SCALE: AS SHOWN
	PERMIT MAP TR-77 Map 24