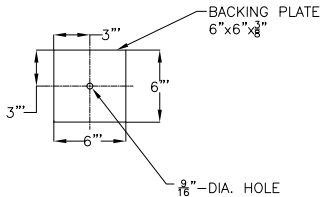


REFERENCE:

EXISTING GROUND TOPOGRAPHY WAS CREATED BY COMBINING THE FOLLOWING FILES RECV FROM FORESIGHT WEST SURVEYING, INC.:

- SQUAW GULCH BASE TOPO - PHASE 1 - REVISED.DWG (RCV MARCH 14, 2010)
- SQUAW GULCH BASE TOPO - PHASE 2.DWG (RCV APRIL 24, 2010)
- SQUAW GULCH BASE TOPO - PHASE 3.DWG (RCV MAY 4, 2010)
- CCV TOPO EXPANSION 12-29-10 NORTH AREA.DWG (RCV JANUARY 13, 2011)
- CCV TOPO EXPANSION 01-28-11 SOUTH AREA.DWG (RCV JANUARY 28, 2011)
- SH67 TOPO 7-07-11.DWG (RCV JULY 11, 2011)
- VLF2 TOPO EXPANSION 8-05-11.DWG (RCV AUGUST 9, 2011)
- 09028-COMPOSITE-TOPO MLE LIMITS.DWG (RCV MAY 28, 2010 FROM CC&V)

100 0 100 200 FEET



38  
A800

PLATE DETAIL

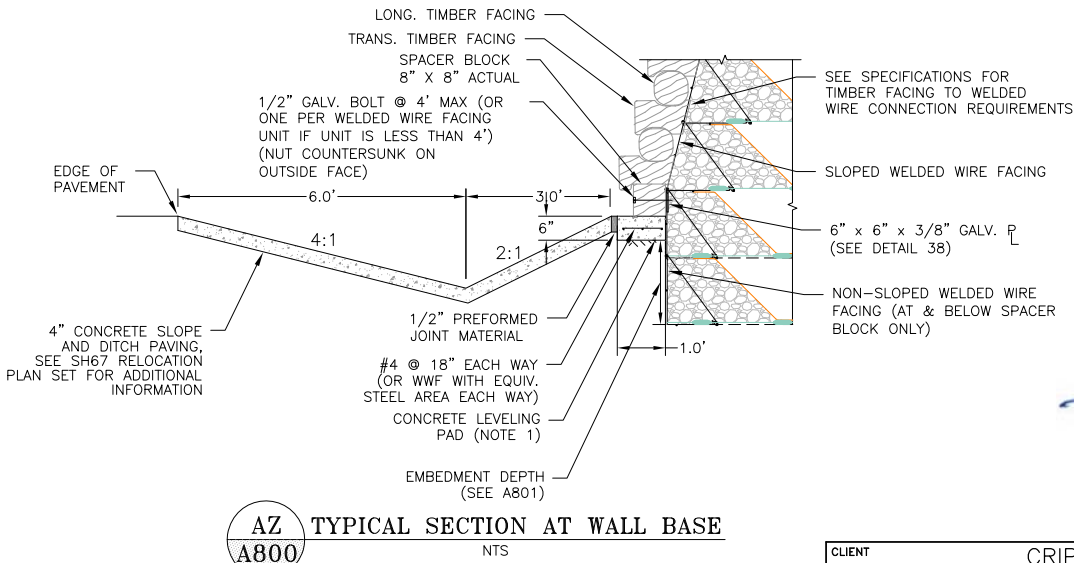
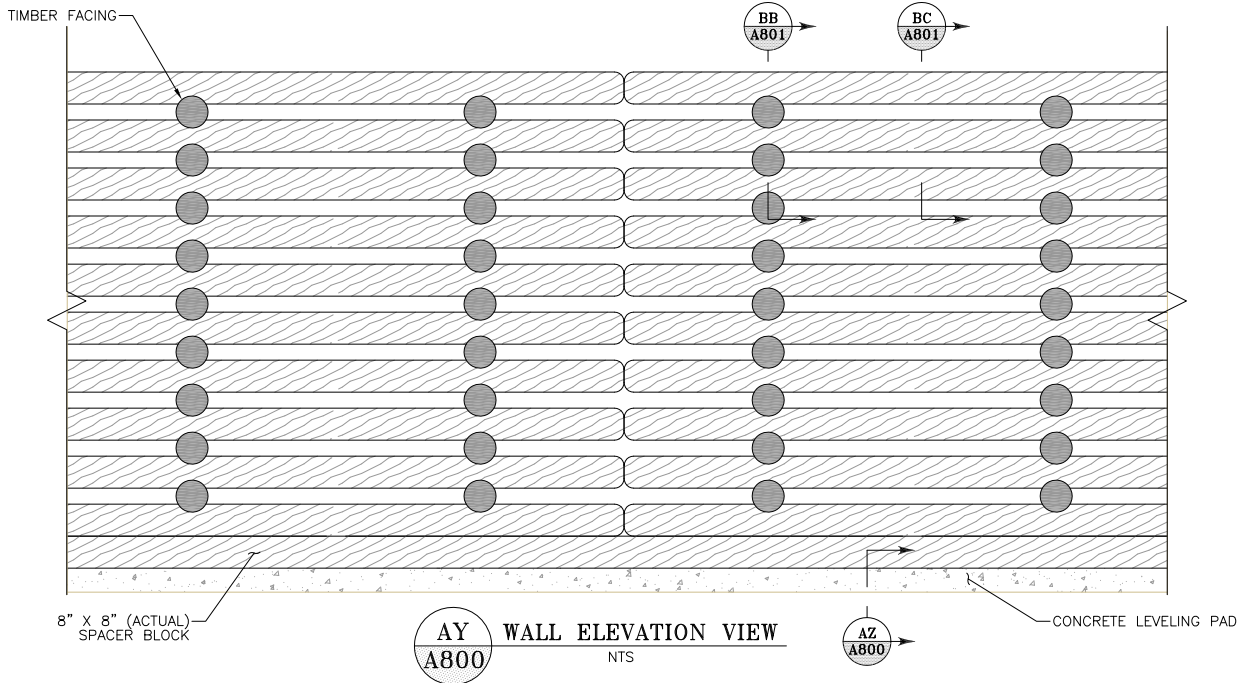
NTS

LEGEND:

- EXISTING GROUND SURFACE CONTOUR AND EL, FEET (AERIAL SURVEY)
- EXISTING GROUND SURFACE CONTOUR AND EL, FEET (PROVIDED BY FORESIGHT WEST SURVEYING)
- PROPOSED GROUND SURFACE CONTOUR AND EL, FEET
- DAYLIGHT LINE
- EXISTING ROADWAY
- WALL AND CUT SLOPE AREA
- TIMBER FACING

NOTES:

- LEVELING PAD SHALL BE PER THE COLORADO DEPARTMENT OF TRANSPORTATION'S CONCRETE CLASS B. LEVELING PAD SHALL BE CONSTRUCTED IN STAGGERED MANNER TO ACCOMMODATE HORIZONTAL TIMBER PLACEMENT.
- THE TIMBER FOR THE SPACER BLOCK SHALL BE WESTERN LARCH OR COASTAL REGION DOUGLAS FIR NO. 1 GRADE OR BETTER. REFER TO THE SPECIFICATIONS FOR COATING REQUIREMENTS.
- STRUCTURAL STEEL SHALL MEET AASHTO M270 GRADE 50W AND SHALL BE GALVANIZED ACCORDING TO ASTM A153.
- ALL BOLTS, LAG SCREWS, DOWELS AND SPIKES SHALL CONFORM TO ASTM A307 AND SHALL BE GALVANIZED ACCORDING TO ASTM A153.
- SEE SPECIFICATIONS FOR A LIST OF SUBMITTALS FOR APPROVAL BY THE DESIGN ENGINEER.
- THIS ENTIRE DRAWING HAS BEEN REVISED.



|             |   |             |      |
|-------------|---|-------------|------|
| CLIENT      | CRIPPLE CREEK & VICTOR GOLD MINING COMPANY    |             |      |
| PROJECT     | SQUAW GULCH VLF                               |             |      |
| TITLE       | TIMBER WALL SECTIONS AND DETAILS SHEET 1 OF 3 |             |      |
| DESIGNED BY | BAC   | CHECKED BY  | JNM  |
| DRAWN BY    | CMT   | APPROVED BY | KFM  |
| FILENAME    | 1125GM65                                      | DRAWING No. | A800 |
| REV         | 2   |             |      |

|   |          |  |     |     |
|---|----------|--|-----|-----|
| 2 | 02/13/14 | REMOVED NORTH WALL/RE-ISSUED FOR CONSTRUCTION  | MEN | PBS |
| 1 | 08/15/13 | REVISED DETAIL AZ - RE-ISSUED FOR CONSTRUCTION | MEN | PBS |
| 0 | 01/07/13 | ISSUED FOR CONSTRUCTION                        | JNM | CMT |

DISCLAIMER

AMEC PRODUCED THE INFORMATION PRESENTED ON THIS DRAWING THROUGH THE USE OF TECHNICAL INFORMATION AND PRACTICAL EXPERIENCE SPECIFIC TO ITS EFFORTS. RECEIVING THIS DRAWING DOES NOT GUARANTEE ANY RIGHTS TO SUCH TECHNICAL INFORMATION AND PRACTICAL EXPERIENCE. ANY ALTERATION OR ADAPTATION OF THE DATA OR CONTENTS OF THIS DRAWING SHALL BE AT USER'S SOLE RISK AND WITHOUT ANY LIABILITY OR LEGAL RESPONSIBILITY TO AMEC.

