

**Request for Disbursement of Contributions**  
**Platte River Recovery Implementation Program**  
**General Fund**

To: Nebraska Community Foundation

From: The Governance Committee through the Executive Director

Subject: Disbursement of Contributions, Cooperative Agreement No. R12-AC-60020,  
Technical and Administrative Support to the Governance Committee and Executive  
Director for the Platte River Recovery Implementation Program


Request No.       #483       Date:       October 8, 2015      

Please disburse contributions held for the Platte River Recovery Implementation Program, **Platte River General Fund** in the amount(s) shown below to the indicated parties:

<u>Payee</u>	<u>Amount</u>
Headwaters Corporation, Invoice #174 for the following purpose(s)/reason(s):	\$246,737.67

1. As per Program Item Executive Director's Office, Task Item: ED-1 – Executive Director's Office, Professional Services for the period August 23 to October 3, 2015.

Approval(s)

  
\_\_\_\_\_  
Grants and Cooperative Agreements Officer's  
Technical Representative

10/19/2015  
Date

## HEADWATERS CORPORATION

4111 4th Avenue Suite 6

Kearney, NE 68845

**INVOICE** To: Nebraska Community Foundation  
 Attention: Diane Wilson  
 3833 South 14th Street, PO Box 83107  
 Lincoln, NE 68501-3107

Number 174

Date: 10/8/2015

Period Covered: August 23, 2015 to October 3, 2015


**Professional Services:**

Name	Title	Hours	Rate	Charge
Jerry Kenny	Executive Director	144.0	\$ 129.60	\$ 18,662.40
Bridget Barron	Communications	143.0	\$ 79.98	\$ 11,437.14
Chad Smith	Adaptive Management	232.0	\$ 98.31	\$ 22,807.92
Bruce Sackett	Land Specialist	243.0	\$ 78.86	\$ 19,162.98
Jason Farnsworth	Natural Resources	239.0	\$ 87.87	\$ 21,000.93
Justin Brei	BioSystems Engineer	206.0	\$ 49.33	\$ 10,161.98
Julie Liakos	Admin. Ass't	189.0	\$ 31.09	\$ 5,876.01
Tim Tunnell	Land Manager	234.0	\$ 52.71	\$ 12,334.14
Dave Zorn	Wild Life Biologist	237.0	\$ 31.43	\$ 7,448.91
Dave Baasch	Ecologist	249.0	\$ 58.30	\$ 14,516.70
Scott Griebeling	Water Resources Engineer	217.5	\$ 57.54	\$ 12,514.95
Staci Cahis	Wild Life Biologist	162.5	\$ 28.75	\$ 4,671.88
Sira Sartori	Hydrologist	183.0	\$ 56.56	\$ 10,350.48
Kevin Werbylo	Water Resources Engineer	187.5	\$ 46.78	\$ 8,771.25
Seth Turner	Senior Water Resources Eng	205.5	\$ 78.26	\$ 16,082.43
Darren Beck	Director of Water Resources	171.5	\$ 63.20	\$ 10,838.80
Kaley Keldsen	Intern	145.5	\$ 19.35	\$ 2,815.43
Kari Mohlman	Intern	101.0	\$ 19.35	\$ 1,954.35
Patrick Farrell	Ecological Statistician	219.5	\$ 41.79	\$ 9,172.91
<b>Total Labor:</b>		<b>3389.0</b>		<b>\$ 220,581.59</b>

**Reimbursable Expenses:**

Travel:	\$5,045.47
Meetings:	
Supplies:	\$890.05
Space:	\$11,671.66
Utilities:	\$3,903.89
Equipment:	\$290.60
Shipping:	\$623.65
Services:	\$2,065.76
Professional/Civic:	\$1,665.00
<b>Total Reimbursable Expenses</b>	<b>\$26,156.08</b>
<b>Total This Invoice</b>	<b>\$246,737.67</b>

**Note:** See attached detail. Further records, including receipts, as appropriate, are available in our office.



Date: 10/08/15

Signature: Jerry F. Kenny, Ph.D., Executive Director

# **Headwaters Corporation**

## **Providing Services as Office of the Executive Director for Platte River Recovery Implementation Program**

### **Summary of Significant Activity for the Period August 23 to October 3, 2015**

#### **Land Plan Implementation**

Land Plan management activities were focused on wrap-up acquisition/disposal items, repairs required as a result from summer high flows, and planning for 2016 and beyond land management activities. Specific activities include:

Focus of real estate acquisitions/disposal for this period was a continuation of several long-term activities:

- Discussions for excess property disposal included on-going discussions of these tracts
  - Broadfoot-Newark property including a land swap with NGPC for a parcel land-locked by the Elm Creek Complex is nearing completion, closing seems to always be just a week away as Game and Parks pushes the latest deadline extension.
- Search for palustrine wetland habitat tracts producing no real potential.
- Search for OCSW habitat sites producing limited potential.
- Significant effort continues on coordination with new neighbors at Pawnee Complex to develop easement and management agreements.

Focus of land management activities for this period was:

- Routine and on-going discussion with neighboring land-owners in conformance with Good Neighbor Policy for all properties.
- Noxious weed control efforts completed for season on all complexes, wet year inducing significant weed proliferation.
- Routine fall maintenance activities nearing initiated at all complexes, e.g. road and fence maintenance, well and pump maintenance, building and facility winterization.
- Fencing work resulting from damage from high flows or new fences completed on Shoemaker, Fort Kearny, and Elm Creek Complexes.
- Bridge repair on Cottonwood Ranch from damages sustained during high flows on-going.
- Extensive efforts expended on development of O&M plans and budgets for all properties.
- Well rehabilitation and pipe installation a Fox Tract completed.
- Participation and hosting of PVWMA on September 3<sup>rd</sup> in Kearney, NE.
- NARD grant application to NET for channel maintenance funding submitted.

## **Water Plan Implementation**

The focus on Water activities during this period continued to be a split between activities related to Adaptive Management Plan activities (wet meadow hydrology study implementation) and regrouping on Water Action Plan Projects to deal with J2 cost issues and J2 downsizing requiring other alternatives to fill the resulting gap. Specific activities in each of these categories include:

AMP oriented efforts include:

- Wet Meadow peer review comments received, responses being prepared for working group, WAC, and TAC review.
- Assessment of hydrologic data for each high flow event since 2007 and a comprehensive hydrology report for all such events completed.
- Monitoring activities continuing for wet meadows at Shoemaker Island and Fort Kearney Complexes.

Water Action Plan oriented efforts include:

- Analysis of Funk Lagoon recharge data and study report completed.
- Analyses of excess flow operational methodology completed.
- Analyses of interim parameter estimation for hydrologic conditions calculations completed.
- Development and posting of hydrologic conditions.
- On-going discussions with surface water right holders interested in selling water yields to Program. Discussions between NPPD, DNR, and CPNRD with the Program concerning such water transfers occurring for Dawson County Canal water. Emphasis on price negotiations and well depletions is focus currently.
- CNPPID short term water lease market/auction agreement in place, solicitation underway.
- Scoring analysis for CPNRD leased water continues in coordination with NRD staff.
- Evaluation of enhanced recharge recovery project from Phelps Canal recharge using wells under investigation. Monitoring wells installed on Cook Property associated with recharge capture effort. Application for recovery well in to TriBasin submitted but not yet granted pending NDNR Review..
- Evaluation of yields and costs associated with inclusion of Elwood recharge in lease arrangements with CNPPID continues. Excess flows captured and pumped into Elwood for Program.
- Coordination with NDNR and CPNRD for development of a Water Auction for ground water leasing on-going.
- Discussions continuing with CPNRD for recharge pit development on Cozad Canal, possibly Orchard-Alfalfa and Thirty Mile as well.
- Development of a detailed water resources development timeline for Platte Basin to serve as basis for virgin flow and depletions assessment completed for Platte and North Platte, South Platte on-going.
- Continuing effort for COHYST GUI coordination and STELLA documentation.
- Meeting with CNPPID and RJH regarding revised cost estimates on August 25<sup>th</sup>.


## Adaptive Management Plan Implementation

Efforts during this period for AMP activities were focused on WC and T&P data analysis and Tern and Plover monitoring efforts. Specific activities include:

- Significant effort expended on preparation for AMP Reporting session October 13-15 in Denver, CO.
- Coordination and oversight of annual whooping crane monitoring data compilation and analysis.
- Analysis of T&P breeding pair and Whooping Crane site selection data in intensive phase. Significant staff time being dedicated to this activity. Publication prepared and sent to TAC for review.
- Width analysis underway linking physical features to habitat selection.
- Oversight of website and database management system development and maintenance activities.
- Efforts for moving forward with Effects Analysis in the context of a Structured Decision Making Process in lieu of Target Flow analysis on-going. Developing a timeline, personnel, and budget framework for the process.
- Channel width analysis progressing to compare field survey data to June and November areal data, ultimately linking it to hydrology to seek better cause and effect relationships.
- Design of wetlands at DeBore Tract completed with Plans and Specifications in hand. Request for Bids advertised.
- Tern and plover monitoring completed, some staff time in oversight of contractors as well as performing final monitoring after USGS crews left, but birds remained.
- Historic Platte hydraulic modeling on-going.

## Outreach and Operations

- Routine daily operations associated with management and support of EDO staff, acquisition of supplies and equipment, oversight of consultant and contractor contracts and payment, maintenance of property files, coordination of meeting logistics, and general administration of Program.
- Efforts initiated on all fronts to develop Draft Budget and Work Plan for 2016.
- Participation in J2 meeting with FWS, BOR, and Colorado delegates on September 3 in Denver, CO.
- Attendance and participation in GC meeting September 8 and 9 in Kearney, NE.
- Attendance and participation in NARD Conference September 28-29 in Kearney, NE.



Jerry F. Kenny, Ph.D., P.E.

10/00/15

Date

HEADWATERS CORPORATION  
4111 4th Avenue Suite 6  
Kearney, Nebraska 68845  
Platte River Recovery Implementation Program  
Work Plan Item: ED-1, Program Executive Director Office  
Period Covered: August 23, 2015 to October 3, 2015

Professional Services Detail:

NAME	PAY PERIOD	HOURS	RATE	CHARGE
Jerry Kenny	August 23, 2015 to September 5, 2015	72.0	129.60	9,331.20
	September 6, 2015 to September 19, 2015	72.0	129.60	9,331.20
	September 20, 2015 to October 3, 2015	0.0	129.60	0.00
	Month Subtotal:	144.0		18,662.40
Bridget Barron	August 23, 2015 to September 5, 2015	71.0	79.98	5,678.58
	September 6, 2015 to September 19, 2015	66.0	79.98	5,278.68
	September 20, 2015 to October 3, 2015	5.0	79.98	479.88
	Month Subtotal:	143.0		11,437.14
Chad Smith	August 23, 2015 to September 5, 2015	80.0	98.31	7,864.80
	September 6, 2015 to September 19, 2015	72.0	98.31	7,078.32
	September 20, 2015 to October 3, 2015	80.0	98.31	7,864.80
	Month Subtotal:	232.0		22,807.92
Bruce Sackett	August 23, 2015 to September 5, 2015	84.0	78.86	6,624.24
	September 6, 2015 to September 19, 2015	72.0	78.86	5,677.92
	September 20, 2015 to October 3, 2015	87.0	78.86	6,860.82
	Month Subtotal:	243.0		19,162.98
Jason Farnsworth	August 23, 2015 to September 5, 2015	74.0	87.87	6,502.38
	September 6, 2015 to September 19, 2015	78.0	87.87	6,853.86
	September 20, 2015 to October 3, 2015	87.0	87.87	7,644.69
	Month Subtotal:	239.0		21,000.93
Justin Brel	August 23, 2015 to September 5, 2015	67.0	49.33	3,305.11
	September 6, 2015 to September 19, 2015	69.0	49.33	3,403.77
	September 20, 2015 to October 3, 2015	70.0	49.33	3,453.10
	Month Subtotal:	206.0		10,161.98
Julie Liakos	August 23, 2015 to September 5, 2015	64.0	31.09	1,989.76
	September 6, 2015 to September 19, 2015	61.0	31.09	1,896.49
	September 20, 2015 to October 3, 2015	64.0	31.09	1,989.76
	Month Subtotal:	189.0		5,876.01
Tim Tunnell	August 23, 2015 to September 5, 2015	80.0	52.71	4,216.80
	September 6, 2015 to September 19, 2015	74.0	52.71	3,900.54
	September 20, 2015 to October 3, 2015	80.0	52.71	4,216.80
	Month Subtotal:	234.0		12,334.14
Dave Zorn	August 23, 2015 to September 5, 2015	85.0	31.43	2,671.55
	September 6, 2015 to September 19, 2015	72.0	31.43	2,262.96
	September 20, 2015 to October 3, 2015	80.0	31.43	2,514.40
	Month Subtotal:	237.0		7,448.91
Dave Baasch	August 23, 2015 to September 5, 2015	92.5	58.30	5,392.75
	September 6, 2015 to September 19, 2015	79.5	58.30	4,634.85
	September 20, 2015 to October 3, 2015	77.0	58.30	4,489.10
	Month Subtotal:	249.0		14,516.70
Scott Griebing	August 23, 2015 to September 5, 2015	75.0	57.54	4,315.50
	September 6, 2015 to September 19, 2015	66.5	57.54	3,826.41
	September 20, 2015 to October 3, 2015	76.0	57.54	4,373.04
	Month Subtotal:	217.5		12,514.95
Stad Cahis	August 23, 2015 to September 5, 2015	61.0	28.75	1,753.75
	September 6, 2015 to September 19, 2015	52.5	28.75	1,509.38
	September 20, 2015 to October 3, 2015	49.0	28.75	1,408.75
	Month Subtotal:	162.5		4,671.88
Sira Sartori	August 23, 2015 to September 5, 2015	64.0	56.56	3,619.84
	September 6, 2015 to September 19, 2015	59.0	56.56	3,337.04
	September 20, 2015 to October 3, 2015	60.0	56.56	3,393.60
	Month Subtotal:	183.0		10,350.48
Kevin Werbylo	August 23, 2015 to September 5, 2015	71.0	46.78	3,321.38
	September 6, 2015 to September 19, 2015	69.5	46.78	3,251.21
	September 20, 2015 to October 3, 2015	47.0	46.78	2,198.66
	Month Subtotal:	187.5		8,771.25
Seth Turner	August 23, 2015 to September 5, 2015	74.5	78.26	5,830.37
	September 6, 2015 to September 19, 2015	72.0	78.26	5,634.72
	September 20, 2015 to October 3, 2015	59.0	78.26	4,617.34
	Month Subtotal:	205.5		16,082.43
Darren Beck	August 23, 2015 to September 5, 2015	53.0	63.20	3,349.60
	September 6, 2015 to September 19, 2015	54.0	63.20	3,412.80
	September 20, 2015 to October 3, 2015	64.5	63.20	4,076.40
	Month Subtotal:	171.5		10,838.80
Kaley Keldsen	August 23, 2015 to September 5, 2015	50.0	19.35	967.50
	September 6, 2015 to September 19, 2015	54.5	19.35	1,054.58
	September 20, 2015 to October 3, 2015	41.0	19.35	793.35
	Month Subtotal:	145.5		2,815.43
Karl Mohlman	August 23, 2015 to September 5, 2015	35.0	19.35	677.25
	September 6, 2015 to September 19, 2015	36.0	19.35	696.60
	September 20, 2015 to October 3, 2015	30.0	19.35	580.50
	Month Subtotal:	101.0		1,954.35
Patrick Farrell	August 23, 2015 to September 5, 2015	81.0	41.79	3,384.99
	September 6, 2015 to September 19, 2015	74.0	41.79	3,092.46
	September 20, 2015 to October 3, 2015	64.5	41.79	2,695.46
	Month Subtotal:	219.5		9,172.91
		3389.0		220,581.59

**Request for Disbursement of Contributions**  
**Platte River Recovery Implementation Program**  
**General Fund**

To: Nebraska Community Foundation

From: The Governance Committee through the Executive Director


Subject: Disbursement of Contributions, Cooperative Agreement No. R12-AC-60020,  
Technical and Administrative Support to the Governance Committee and Executive  
Director for the Platte River Recovery Implementation Program

Request No.       #484       Date:       October 8, 2015      

Please disburse contributions held for the Platte River Recovery Implementation Program, **Platte River General Fund** in the amount(s) shown below to the indicated parties:

<u>Payee</u>	<u>Amount</u>
1. Headwaters Corporation, Invoice #175	\$10,983.07
1. Expenses incurred by Headwaters Corporation for the month of September 2015 associated with a variety of Program Tasks outside of the Executive Director's Staff Task line item (ED-1). These expenses are documented by task in the accompanying invoice, and relate primarily to newspaper advertising, public outreach, telephone conference charges for committee, advisory committee, or work group calls; telephone charges for monitoring and gaging stations; monitoring equipment expenses; monthly equipment usage fee; and utility and maintenance expenses associated with Program lands.	

Approval(s)

  
\_\_\_\_\_  
Grants and Cooperative Agreements Officer's  
Technical Representative

10/19/2015  
Date

## HEADWATERS CORPORATION

4111 4th Avenue

Suite 6

Kearney, Nebraska 68845

Bill To:

Nebraska Community Foundation

Attention: Diane Wilson

P.O. Box 83107

Lincoln, NE 68501-3107

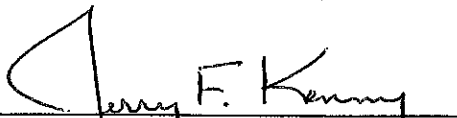
Date 10/8/15

Invoice: 175

Program Task	Line Item	Description	Amount
Executive Director's Office	ED-2	Advertising	\$ 487.45
	ED-3	Public Outreach	\$ 469.54
Governance Committee /Finance Committee	GFC-3	Telephone & Meeting Expenses	\$ 135.74
Program Advisory Committees	LAC-1	Telephone & Meeting Expenses	\$ 216.48
	TAC-1	Telephone & Meeting Expenses	\$ 8.80
	WAC-1	Telephone & Meeting Expenses	\$ 323.18
Land Plan Implementation	LP-4	Utilities & maintenance expenses of Program Lands	\$ 2,687.85
AMP Implementation Activities	PD-18	AMP related equipment	\$ 6,250.00
Intergrated Monitoring & Research Plan Activities	H-2	Stream Gaging Project	\$ 84.66
	IMRP-2	Field Equipment	\$ 218.31
AMP Independent Science Review	WC-6	Telephone & Meeting Expenses	\$ 101.06
Total			\$ 10,983.07

Note: Further records, including receipts, as appropriate are available in our office.

Signature:

  
Jerry F. Kenny Ph.D., Executive Director

Date:

10/08/15